

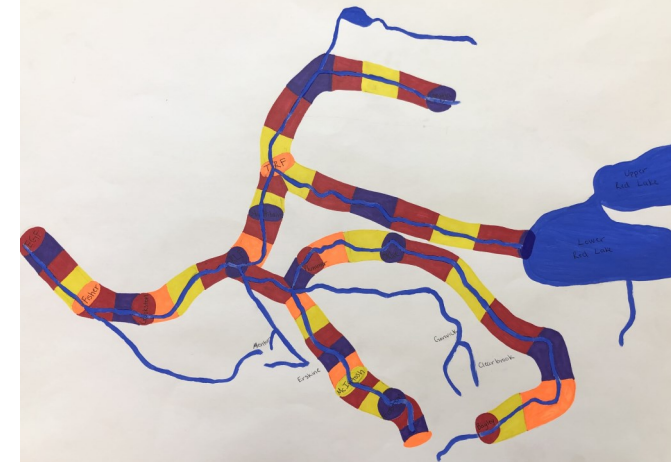
## Rules

- Each player starts at one of the marked areas: Lower Red Lake, Bagley, Fosston, and Grygla
- Each player rolls a die. The player with the highest roll starts. Rotate clockwise.
- Categories include animal/plant life, river terminology, cities/counties, and uses of river property.
- First player picks a category they wish to answer a question from.
  - If players answer correctly, roll a die to determine the number of spaces moved forward
  - If a player answers incorrectly, no movement nor penalty results
- First player to reach East Grand Forks and answer a question from a category picked by the team in last place wins.

## Analysis

Looking over our project, we could have executed a better job simplifying terms and other aspects of the game. It felt like some of the terminology and definitions we used were a little too advanced for 3rd graders. We liked the use of a board game for the kids because it felt like a fun way for the kids to learn. Overall, the results of the game were positive as 56% of the test scores improved.

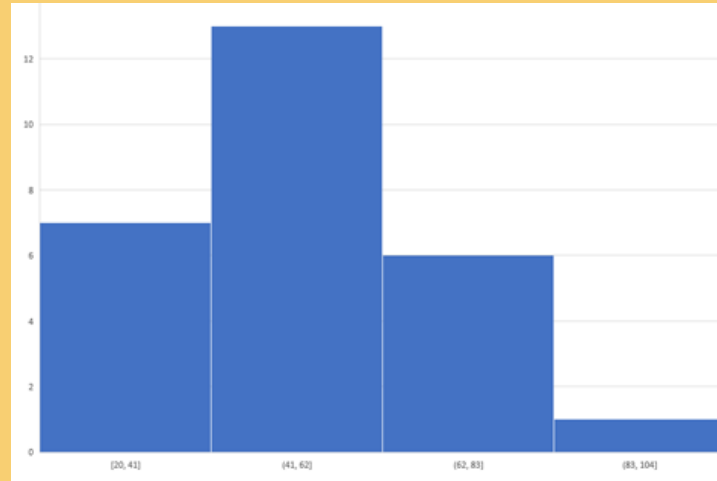
## Red Lake Falls Riverwatch



# Objectives

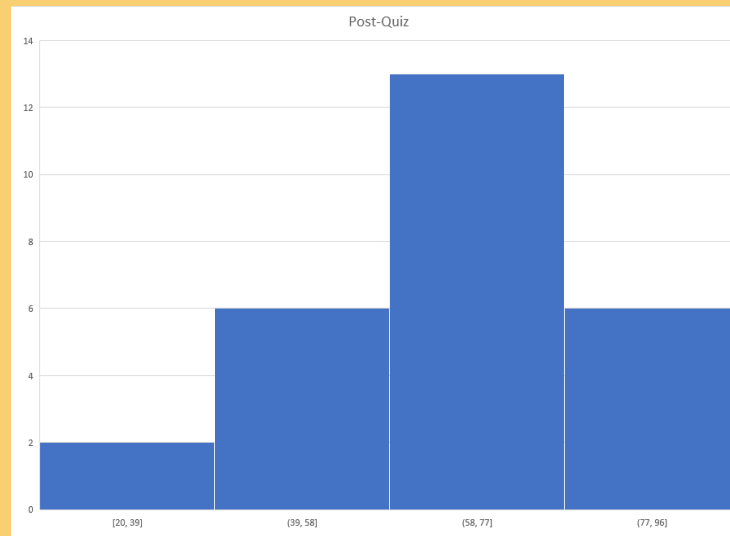
- Inform 3rd grade students about the Red Lake Watershed
- Improve 3rd grade knowledge of river uses and terminology
- Improve 3rd grade knowledge of river plan and animal life

Pre-Quiz Average: 54.8%



14 kids passed with a 60% or higher

Post-Quiz Average: 61.9%



19 kids passed with a 60% or higher

15 out of 27 students showed an improved test score